



- **10-YEAR / 100,000-MILE**
POWERTRAIN PROTECTION
- **5-YEAR / 60,000-MILE**
BUMPER-TO-BUMPER COVERAGE
- **7-YEAR / UNLIMITED MILES**
ANTI-PERFORATION WARRANTY
- **5-YEAR / UNLIMITED MILES**
24-HOUR ROADSIDE ASSISTANCE

**2005 SANTA FE /
AMERICA'S BEST WARRANTY** | 01

LX IN PEWTER

■ **HIT THE ROAD, ANY ROAD, WITH CONFIDENCE.** Because along with its many other attractive attributes, the 2005 Santa Fe proudly features America's Best Warranty™* — proof that we stand behind our vehicles with a warranty so impressive, it's unsurpassed by any other car company. So you can go where you want, do what you love and do it all without worry.

*See dealer for LIMITED WARRANTY details.

- GOING OUR WAY? Whether you're heading off the beaten path or out on the town, the ever-versatile, freshly restyled 2005 Santa Fe is designed to take you there. It's tough, for sure. But it's also impressively well-mannered, with refined handling and a spacious, inviting and full-featured interior. So what are you waiting for? You're good to go — in any direction you like.
- SANTA FE HAS BEEN AWARDED "BEST IN CLASS" IN THE AUTOPACIFIC® MID-SIZE SUV SATISFACTION SURVEY*, FOR THE THIRD TIME.



LX IN MOCHA FROST



LX IN BEIGE LEATHER



MONSOON® AUDIO SYSTEM

The premium MONSOON 218-watt audio system, with an in-dash 6-disc CD changer, amplifier and six speakers, gives you top-quality sound at the touch of your fingertips.*

* Standard on the LX. Available on the GLS.



HEATED SEATS

Heated driver and front-passenger seats make Santa Fe LX especially welcoming when the temperature drops. Just push the button and let that chilly feeling melt away.



AUTOMATIC TEMPERATURE CONTROL

No matter how harsh the elements may be outside, you'll stay quite comfortable inside your Santa Fe — thanks to the automatic temperature control system.*

* Standard on the LX. Available on the GLS.



LX IN BEIGE LEATHER

- THE CENTER CONSOLE OFFERS A PADDED ARMREST AND 2-TIER STORAGE
- THE ROOMY INTERIOR SEATS FIVE ADULTS COMFORTABLY
- 77 CUBIC FEET OF CARGO SPACE MEANS ONE THING: BRING IT ALL!
- THE 60/40 SPLIT FOLD-DOWN REAR SEATBACK ACCOMMODATES YOUR OVERSIZED ITEMS

2005 SANTA FE / COMFORT



LX IN MOONLIT BLUE




3.5-LITER V6 ENGINE

More power to you. This brawny 3.5-liter, DOHC V6 engine pumps out 200 hp and 219 lb.-ft. of torque on the LX. It is also an available option on the GLS.



FOG LIGHTS

Standard equipment, the front projection fog lights aid visibility in inclement weather, and their stylish design increases your visibility in more ways than one.



TRANSMISSION

The 3.5-liter V6 engine is matched with an electronically controlled, 5-speed automatic transmission with SHIFTRONIC®, giving you the option of smooth, clutchless manual sport-shifting.

4WD

4-WHEEL DRIVE

For all your adventures, or just added traction when you need it, the Santa Fe delivers. 4WD is available as a full-time system with the 2.7L V6 engine, and electronic on-demand with the 3.5L V6.



FOUR AIRBAGS

Dual front and front side-impact airbags come standard on every Hyundai model. The side-impact airbags are seat-mounted so that they move along with your seat.



ANTI-LOCK BRAKING SYSTEM

For stopping power, the Santa Fe comes standard with power-assisted front and rear disc brakes that feature 4-sensor, 4-channel ABS, which helps you maintain steering control even when braking hard.



SEATBELT PRETENSIONERS

Front seatbelt pretensioners tighten the seatbelts during a frontal impact. This reduces forward movement of the occupants while helping position them for optimal effectiveness of the airbags.



UNIBODY CONSTRUCTION

The Santa Fe's high-tensile steel unibody construction is further enhanced by steel roof rails, side-impact door beams and front and rear crumple zones for superior protection.

■ **PLAY SAFE.** Go ahead and have fun out there — we've taken care of the important stuff for you. The Santa Fe is equipped with advanced safety features like dual front and front seat-mounted side-impact airbags¹, ABS and Traction Control² as well as 3-point seatbelts for all seating positions. And to protect the little ones, there is a rear LATCH child-seat attachment system and childproof rear door locks.

¹ The Supplemental Restraint (airbag) System (SRS) is designed to work with the 3-point seatbelt system. The SRS deploys in certain frontal and/or side-impact conditions where significant injury is likely. The SRS is not a substitute for seatbelts, which should be worn at all times. Children under the age of 13 should be restrained securely in the rear seat. NEVER place a rear-facing child seat in the front seat of a vehicle that has a passenger-side airbag.

² The Traction Control System (TCS) is meant to enhance conscientious driving habits, and is not a substitute for proper driving procedures.

■ THE PERFECT LOOK FOR ANY OCCASION. Out in the wild or in the big city, the Santa Fe has an amazing ability to adapt to its surroundings. But its rugged good looks are not just for show. Its broad-shouldered stance does wonders for room, comfort and ride, while the cargo area windows provide generous visibility. And with its bold, distinctive style, you'll make quite an impression — wherever you happen to go.

- 16-INCH, 5-SPOKE ALUMINUM-ALLOY WHEELS ARE THE PERFECT MATCH TO THE SANTA FE'S DISTINCT DESIGN
- LOWER BODYSIDE CLADDING WITH SUBTLE ACCENT COLOR ADDS A RUGGED YET SOPHISTICATED LOOK
- ROOF RACK SIDE RAILS PROVIDE STYLE AS WELL AS FUNCTION
- DUAL POWER HEATED MIRRORS ARE BODY-COLOR FOR A SLEEK PROFILE

2005 SANTA FE / EXTERIOR STYLING

07



LX IN PEWTER

SANTA FE SPECIFICATIONS



SANTA FE GLS

STANDARD FEATURES INCLUDE:

- 2.7-LITER, 24-VALVE, DOHC V6 ENGINE
- 4-SPEED AUTOMATIC TRANSMISSION WITH SHIFTRONIC®
- 4-WHEEL POWER DISC BRAKES
- ANTI-LOCK BRAKING SYSTEM (ABS)
- TRACTION CONTROL SYSTEM (TCS)
- 16-INCH ALUMINUM-ALLOY WHEELS
- HEATED DUAL POWER MIRRORS
- FRONT FOG LIGHTS
- NON-CFC AIR CONDITIONING
- POWER WINDOWS WITH DRIVER'S AUTO-DOWN
- POWER DOOR LOCKS
- DUAL FRONT AIRBAGS
- FRONT SEAT-MOUNTED SIDE-IMPACT AIRBAGS
- DELUXE SEAT CLOTH
- 60/40 SPLIT FOLD-DOWN REAR SEATBACK
- 218-WATT MONSOON® AM/FM/CD/CASSETTE AUDIO SYSTEM WITH SIX SPEAKERS
- LEATHER-WRAPPED TILT STEERING WHEEL AND SHIFT KNOB
- REMOTE KEYLESS ENTRY SYSTEM WITH ALARM
- CHROME SHIFT INDICATOR COVER AND SHIFT LEVER BUTTON
- FRONT AND REAR 12-VOLT ACCESSORY OUTLETS
- REAR WINDOW WIPER/WASHER
- CARGO NET
- RETRACTABLE CARGO COVER
- CARPETED FLOOR MATS
- FIRST AID KIT



SANTA FE LX

INCLUDES ALL SANTA FE GLS FEATURES PLUS:

- 3.5-LITER, 24-VALVE, DOHC V6 ENGINE
- 5-SPEED AUTOMATIC TRANSMISSION WITH SHIFTRONIC®
- LEATHER SEATING SURFACES
- HEATED FRONT SEATS
- POWER DRIVER SEAT
- FULLY AUTOMATIC TEMPERATURE CONTROL SYSTEM
- 218-WATT MONSOON® AM/FM AUDIO SYSTEM WITH IN-DASH 6-DISC CHANGER, EXTERNAL AMPLIFIER AND SIX SPEAKERS (DELETES CASSETTE)
- ELECTROCHROMIC AUTO-DIMMING INSIDE REARVIEW MIRROR
- HOMELINK® INTEGRATED TRANSCIEVER
- CHROME EXTERIOR DOOR HANDLES
- BRUSHED STAINLESS STEEL SCUFF PLATES

ENGINE	SANTA FE GLS	SANTA FE LX
2.7-liter V6	S	–
3.5-liter V6	0 ¹	S
Displacement (liters)	2.7 (3.5) ¹	3.5
Horsepower @ rpm	170 @ 6000 (200 @ 5500) ¹	200 @ 5500
Torque (lb.-ft. @ rpm)	181 @ 4000 (219 @ 3500) ¹	219 @ 3500
Compression Ratio	10.0:1	10.0:1
Valve Train	DOHC 24-valve	DOHC 24-valve
Fuel System: Multi-port Programmed Fuel Injection	S	S
Ignition System: Electronic	S	S

DRIVETRAIN/TRANSMISSION

Drive Configuration: Front Wheel Drive	S	S
4WD System: Full-time	O	–
Electronic On-demand	0 ¹	O
Automatic Transmission: 4-speed Electronically Controlled with SHIFTRONIC®	S	–
Automatic Transmission: 5-speed Electronically Controlled with SHIFTRONIC®	–/S ¹	S
Final Drive Ratio	2WD:4.32/4WD:4.52 (3.684) ¹	3.684

BODY/SUSPENSION/CHASSIS

Body Type: Five-passenger Sport Utility Vehicle	S	S
Body Construction: Unibody	S	S
Front Suspension: MacPherson Struts and Stabilizer Bar	S	S
Rear Suspension: Multi-link	S	S
Rear Suspension: Stabilizer Bar	–/S ¹	S
Power-assisted Rack-and-Pinion Steering	S	S
Turning Diameter, Curb-to-curb (ft.)	37.1	37.1
Power-assisted Four-wheel Disc Brakes	S	S
Four-Wheel Anti-lock Braking System (ABS)	S	S
Traction Control System (TCS)	S	S
16-inch, 5-spoke Aluminum-alloy Wheels with P225/70R16 Tires	S	S

EXTERIOR DIMENSIONS

Wheelbase (in.)	103.1	103.1
Length (in.)	177.2	177.2
Width (in.)	72.7	72.7
Height (in.)	66.0	66.0
Track (in., front/rear)	60.7/60.7	60.7/60.7
Curb Weight (lbs., 2WD/4WD)	3549/3752 (3737/3946) ¹	3737/3946
Towing Capacity (lbs., 2WD/4WD)	2700/2200 (3000/2500) ¹	3000/2500

INTERIOR DIMENSIONS

Head Room (in., front/rear)	39.6/39.2	39.6/39.2
Leg Room (in., front/rear)	41.6/36.8	41.6/36.8
Shoulder Room (in., front/rear)	56.3/56.5	56.3/56.5
Hip Room (in., front/rear)	54.3/53.9	54.3/53.9
Cargo Volume (cu. ft., seat up/down)	30.5/77.7	30.5/77.7
Passenger Volume (cu. ft.)	100.7	100.7

EPA MILEAGE ESTIMATES*FUEL CAPACITY

2.7-liter (City/Highway) 2WD/4WD	19/25 / 18/23	–
3.5-liter (City/Highway) 2WD/4WD	17/23	17/23
Fuel Tank Capacity (gal.)	19.0	19.0

¹Requires optional sunroof and CD changer

*EPA estimates for comparison. Your actual mileage will vary with options, driving conditions, driving habits and vehicle's condition.

Some accessories are not available on some models. While the information contained in this brochure was correct at time of printing, specifications and equipment can change. No warrantor guarantee is being extended in this brochure, and Hyundai reserves the right to change product specifications and equipment at any time without incurring obligations. Some vehicles are shown with optional equipment. Specifications apply to U.S. vehicles only. Please contact your Hyundai dealer for current vehicle specifications.

S = Standard Feature O = Optional Feature – = Not Available

CP = Convenience Package*: Automatic Temperature Control, Electrochromic Auto-dimming Inside Rearview Mirror, HomeLink®Integrated Transceiver

SANTA FE ACCESSORIES

You should always use genuine Hyundai parts and accessories, which meet strict standards for quality and durability.




Roof cross rails are a very useful feature, providing even more options for transporting extra-large and bulky items.

Protect your cargo area from spills and stains with this protective cargo tray, designed specifically to fit your Santa Fe.



Now you can haul your favorite toys to all of your favorite destinations with the Santa Fe's convenient tow hitch.

EXTERIOR COLORS




CANYON RED
BEIGE OR GRAY
INTERIOR

PEWTER GRAY
INTERIOR

MOONLIT BLUE
BEIGE OR GRAY
INTERIOR

BLACK OBSIDIAN
BEIGE OR GRAY
INTERIOR



MERLO
BEIGE OR GRAY
INTERIOR

NORDIC WHITE
BEIGE OR GRAY
INTERIOR

STEEL BLUE
GRAY
INTERIOR

MOCHA FROST
BEIGE
INTERIOR

INTERIOR COLORS



GLS
BEIGE CLOTH

GLS
GRAY CLOTH

LX
BEIGE
LEATHER

LX
GRAY
LEATHER

EXTERIOR FEATURES

	SANTA FE GLS	SANTA FE LX
Power Tilt-and-Slide Sunroof with Sliding Sunshade	O	O
Body-color Heated Dual Power Mirrors	S	S
Fog Lights	S	S
Remote Keyless Entry with Alarm	S	S
Variable Intermittent Windshield Wipers	S	S
Intermittent Rear Window Wiper/Washer and Rear Defroster with Timer	S	S
Door Handles	Body-color	Chrome
Accent-color Bumpers, Lower Bodyside Cladding and Grille Surround	S	S
Roof Rack Side Rails	S	S
Hood Sound Insulation	-/S ¹	S

INTERIOR FEATURES

Non-CFC Air Conditioning	S	-
Automatic Temperature Control	CP	S
Power Windows with Driver's Auto-down	S	S
Power Door Locks	S	S
Cruise Control	S	S
Monsoon [®] 218-watt AM/FM/CD/Cassette Audio System with 6 Speakers	S	-
Monsoon [®] 218-watt AM/FM Audio System with In-Dash 6-disc CD Changer, Amplifier and 6 Speakers	O	S
Leather-trimmed Interior	-	S
Leather-wrapped Tilt Steering Wheel	S	S
8-way Adjustable Driver Seat with Lumbar Support/4-way Passenger Seat	S	S
Power-adjustable Driver Seat	-	S
Heated Front Seats	-	S
Overhead Console with Sunglass Holder ²	S	S
Electrochromic Auto-dimming Inside Rearview Mirror	CP	S
HomeLink [®] Integrated Transceiver	CP	S
Front Center Console with Armrest and 2-tier Storage	S	S
Maplights	S	S
Cupholders, 2 front/4 rear	S	S
60/40 Split Fold-down and Reclining Rear Seatback	S	S
Illuminated Driver and Front Passenger Vanity Mirrors	S	S
Retractable Cargo Cover, Cargo Net and Cargo Area Light	S	S
Carpeted Floor Mats	S	S
First Aid Kit	S	S

SAFETY FEATURES

Driver and Front Passenger Airbags (SRS)	S	S
Driver and Front Passenger Side-impact Airbags (SRS), seat-mounted	S	S
3-point Front Seatbelts with Pretensioners and Force Limiters	S	S
Adjustable Front Seatbelt Anchors	S	S
Front and Rear Head Restraints	S	S
Rear 3-point Seatbelts, all seating positions	S	S
Rear LATCH Child-seat Attachment System ³	S	S
Energy-absorbing Steering Column	S	S
Childproof Rear Door Locks	S	S

¹ Requires optional sunroof and CD changer

² EPA estimates for comparison. Your actual mileage will vary with options, driving conditions, driving habits and vehicle's condition.

Some accessories are not available on some models. While the information contained in this brochure was correct at time of printing, specifications and equipment can change. No warrantor guarantee is being extended in this brochure, and Hyundai reserves the right to change product specifications and equipment at any time without incurring obligations. Some vehicles are shown with optional equipment. Specifications apply to U.S. vehicles only. Please contact your Hyundai dealer for current vehicle specifications.

S = Standard Feature O = Optional Feature - = Not Available

CP = Convenience Package⁴: Automatic Temperature Control, Electrochromic Auto-dimming Inside Rearview Mirror, HomeLink[®]Integrated Transceiver